

DX CONNEXION™

# Components Brochure



**MORLEY IAS**  
FIRE SYSTEMS  
by Honeywell

# DXc Control Panels

## DXc1

Single Loop Control Panel, 230Vac,  
2 sounder circuits.

Dims 260 x 390 x 147mm (H x W x D)

Part No. **714-001-111**

---



## DXc2

Two Loop Control Panel, 230Vac,  
2 sounder circuits.

Dims 391.5 x 390 x 147mm (H x W x D)

Part No. **714-001-221**

---



## DXc4

Four Loop Control Panel, 230Vac,  
2 sounder circuits.

Dims 391.5 x 390 x 147mm (H x W x D)

Part No. **714-001-241**




# Communication Cards and Zone LED Kits

## Zone LED Kits

DXc Control panels are supplied without zone LEDs. Two zone LED kits are available that include PCB, ribbon cable, zone number labels & fixings. Zone LED PCB is fitted to the lower half of the front door as shown on the right.

40 Zone LED kit – Part No. **795-102**  
80 Zone LED kit – Part No. **795-124**

rear view of front  
door as supplied




rear view of front door  
with zone LED kit fitted



## Network Card

In order to connect panels together to create a network a DXc Network card, shown on the right, part No. **795-099**, must be fitted to each panel. The Network card is fitted to the four studs using the screws supplied to the L/H side of the control panel as shown.

Part No. **795-099**



internal view of panel





Network card kit

## RS232 Card

RS232 Card, part No. **795-122**, facilitates connection to a Visualeyez Alarm Monitoring workstation.

RS232 Card – Part No. **795-122**

Internal  
view of  
DXc2 panel  
with RS232  
card fitted




RS232 Kit

# Accessories

## Extension Box & Covers

It is possible to increase the enclosure size of a DXc1, Dxc2, or Dxc4 control panel by fitting an extension back box, part No. **795-121** and two covers. Any two covers listed below must be ordered with the back box. The extension back box can be used to accommodate larger batteries, relays or other equipment.



DXc1 control panel - c/w extension back box and two blank covers.

- Cover Kit, blank cover – Part No. **795-101**
- Cover Kit, custom key plate – Part No. **795-116**

The custom key plate cover, part No. **795-116** is supplied with a painted metal plate. The metal plate can be removed and drilled to accept key switches or indicators and labelled accordingly by the installer.

The custom key plate cover, part No. **795-116** can be used to replace the blank cover supplied with the DXc2/4 control panels or used with the extension back box, part No. **795-121**.




DXc 2/4 control panel supplied as standard c/w blank cover.



Blank cover




Rear view of custom keyplate cover



Front view of custom keyplate cover with metal plate removed

## Key Switch Kit


DXc Control panels can be fitted with an optional key switch kit (shown on the right). The key switch kit part No. **795-118** is fitted by removing the existing label and replacing with a new label supplied with the kit. The flying lead (fitted with a plug) pushes on to the two pins situated at the bottom of the main display PCB.



Keyswitch kit



Front view showing key switch fitted



Rear view of front door with key switch fitted

## USB Upload/Download Lead

USB upload/download lead, part No. **020-891** is available. The lead provides the interface between a PC and any Morley-IAS fire alarm control panel.




## Flush Bezels

There are four flush mounting bezels available as follows:

- Flush bezel, part No. **795-112** fits a DXc1 panel, part No. **714-001-111**
- Flush bezel, part No. **795-113** fits a DXc2 panel, part No. **714-001-221** or a DXc4 panel, part No. **714-001-241**
- Flush bezel, part No. **795-114** fits a DXc1 panel, part No. **714-001-111** that has the additional extension back box, part No. **795-121** fitted
- Flush bezel, part No. **795-115** fits a DXc2 panel, part No. **714-001-221** or a DXc4 panel, part No. **714-001-241** that have the additional extension back box, part No. **795-121** fitted

The external dimensions of each of the four flush mounting bezels available are as follows:

- Flush bezel, part No. **795-112**  
342 x 471.5mm (H x W)
- Flush bezel, part No. **795-113**  
473.5 x 471.5mm (H x W)
- Flush bezel, part No. **795-114**  
605.5 x 471.5mm (H x W)
- Flush bezel, part No. **795-115**  
737.5x 471.5mm (H x W)




---

## Rack Mounting Kit

There are two kits available that allow DXc panels to be mounted in a standard 19" rack:


- Rack mount kit, part No. **795-119** fits a DXc1 panel, part No. **714-001-111**
- Rack mount kit, part No. **795-120** fits a DXc2 panel, part No. **714-001-221** or a DXc4 panel, part No. **714-001-241**



# Spare Parts


## Replacement Door

A replacement door is available for DXc control panels. The spare door, part No. **795-104** fits all three variants of the panel, DXc1, DXc2 & DXc4 and is supplied complete with display PCB, fascia label, ribbon cable and lock.




## Replacement Text Inserts Pack

A replacement text inserts pack is available, part No. **795-108-001**. The kit includes all text inserts/slide-in labels including both blank and numbered labels for Zone LEDs. Pack also includes the User Reference Guide and the Quick Start Manual.




## DXc1 Spares

- Spare PSU, part No. **795-106** **1**
- Spare Base card, part No. **795-109-001** **2**



## DXc2 & DXc4 Spares

- Spare PSU, part No. **795-107** **3**
- Spare Base card, part No. **795-110-001** **4**
- Spare 2 Loop expansion card (DXc4 only), part No. **795-111** **5**



# Part Number Index

714-001-111	DXc1 One Loop Fire Alarm Control Panel
714-001-221	DXc2 Two Loop Fire Alarm Control Panel
714-001-241	DXc4 Four Loop Fire Alarm Control Panel
020-891	USB Upload/Download Lead
795-099	DXc Network Card
795-122	DXc RS232 Card
795-102	DXc 40 Zone LED Card
795-124	DXc 80 Zone LED Card
795-111	DXc 2 Loop Expansion Card
795-101	DXc Blank Cover
795-121	DXc Extension Back Box
795-116	DXc Cover Custom Keyplate
795-112	DXc1 Bezel
795-113	DXc2/4 Bezel
795-114	DXc1 + Extension Back Box Bezel
795-115	DXc2/4 + Extension Back Box Bezel
795-118	DXc Keyswitch
795-119	DXc1 Rack Mounting Kit
795-120	DXc2/4 Rack Mounting Kit
795-104	DXc Spare Door
795-106	DXc1 Spare PSU
795-107	DXc2/4 Spare PSU
795-108-001	DXc Spare Language Text Inserts Pack
795-109-001	DXc1 Spare Base Card
795-110-001	DXc2/4 Spare Base Card

For further details on these or any other Morley-IAS products please contact your local distributor, your Morley-IAS Business Manager or please feel free to contact the head office using the details provided below. Morley-IAS by Honeywell – Providing a control panel solution, for fire industry professionals, committed to supporting our device partners.

Every care has been taken in the preparation of this Components Brochure but no liability can be accepted for the use of the information therein. Design features may be changed or amended without prior notice.  
© Morley-IAS by Honeywell 2011



ORNICOM  
2 Rue de Laplet  
5550 Alle  
Belgium

T +HG(0) 1 61 48 01 51  
F +HG(0) 61 48 01 51  
E [sales@ornicom.com](mailto:sales@ornicom.com)  
[www.ornicom.com](http://www.ornicom.com)